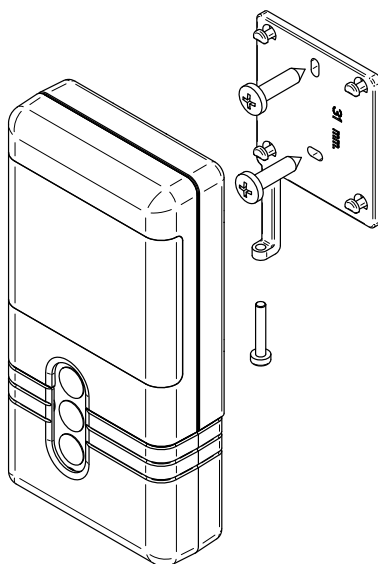


EXact HMI

(FR) Panneau de commande



ALDES

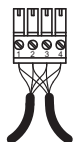
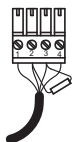
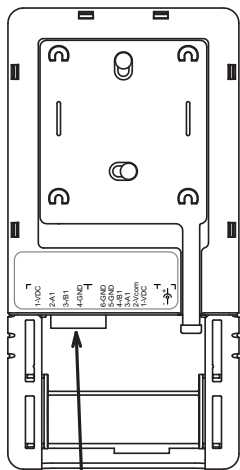
20, boulevard Joliot Curie

69694 Venissieux cedex

France

www.aldes.com

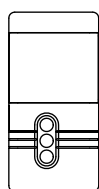
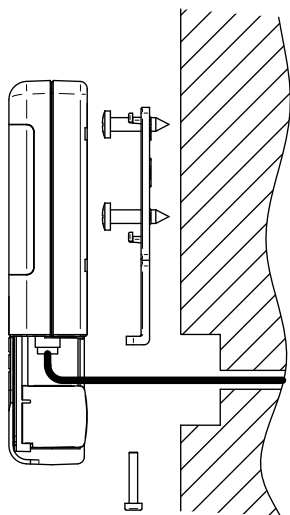


Panneau HMI, connexion et terminaison:

- | | |
|---|----------------------------------------------------------|
| 1 | Non continu - Prise à 4 bornes, terminaison 120 Ω |
| 2 | Branchement en parallèle continu dans la même prise |

Montage, exemple 1 :

Câble invisible,
EXact HMI est à montage fixe.

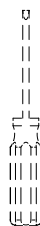
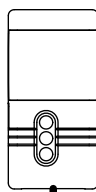
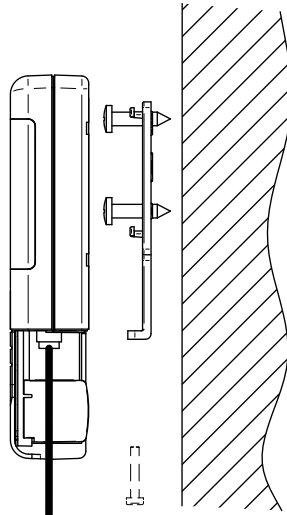


Montage, exemple 2 :

Le câble est visible.

EXact HMI peut ainsi être :

- escamotable et utilisé manuellement (calculez la longueur de câble adaptée) ou
- bien être à montage fixe.





www.aldes.com
